

Accessing the Membership Success Center

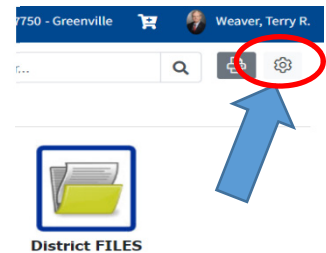
The Membership Success Center is accessed through DACdb, and users enter the database in their Club, District and Zone – no navigation needed.

Step 1:

Start on the **District Tab** in DACdb:



Step 2: Look for:

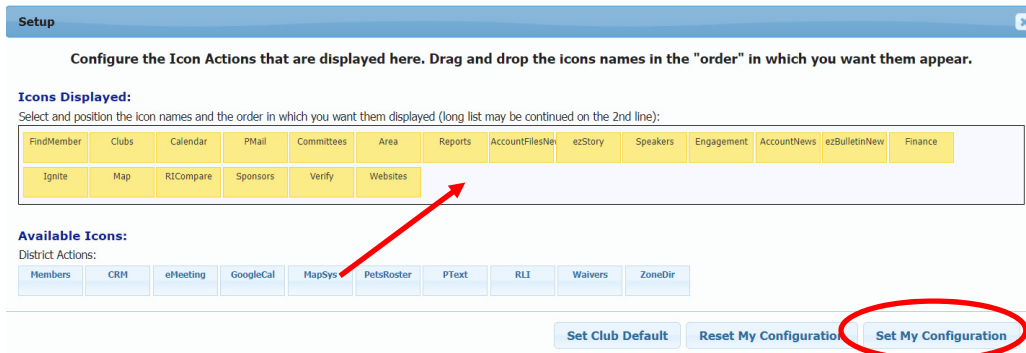


Step 2a:

If you don't see the MAP Icon on your workspace, click the "cog" icon at the top right, just beneath your name: :

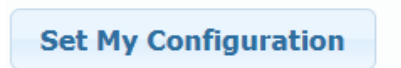
Step 2b:

Click and drag the MapSys icon from the Available Icons space to the Icons Displayed space.



Step 2b

from above:
Click Set My Configuration:



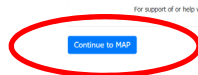
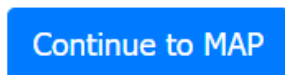
Step 3:

Back on the District tab, Look for:



Step 4:

Clicking on the Membership Success Center Icon, the MAP Database redirect page opens. Click



You will enter the Membership Success Center in your own club, district and zone.